



Cyngor Celfyddydau Cymru
Arts Council of Wales

Services to the Arts Sector

Arts Portfolio Wales Survey 2016/17



Noddir gan
Lywodraeth Cymru
Sponsored by
Welsh Government

Cabaret of Blood, Hijinx residency Told by an Idiot, Unity Festival 2016
(image: Jonathan Dunn)

The number of attendances to bilingual training sessions run for individual artists or arts organisations has gone up by nearly a third.

44 Arts Portfolio Wales organisations contributed information to this section because in 2016/17 they provided services to the arts sector alongside direct public provision. These activities could have included providing advice and information to artists, training for arts organisations or individuals and facilitating the commissioning of artistic residencies.

Training

The total number of training sessions run by Arts Portfolio Wales for individual artists or arts organisations decreased by -11.7% from 2015/16 to 6,512 sessions in 2016/17. On the other hand, attendances have increased by 0.8%. Average attendance per session has increased from 2 to 2.2. These figures also include one to one mentoring or work placement sessions.

The number of Welsh speaking training sessions has decreased by -76.6% from 2015/16 to 2016/17. The extent of this decrease is due to one organisation's activity. There has also been a -16.3% reduction in the number of attendances to sessions.

While the number of bilingual sessions has decreased by

-24.2%

the number of attendances has gone up by nearly a third and average attendance per session has increased from 3.9 to

6.7



	Sessions			Attendances			Average attendance per session	
	2015/16	2016/17	% Change	2015/16	2016/17	% Change	2015/16	2016/17
Total	7,372	6,512	-11.7	14,488	14,599	0.8	2.0	2.2
English	5,140	5,840	13.6	10,449	11,362	8.7	2.0	1.9
Welsh	2048	480*	-76.6	2,735	2,288	-16.3	1.3	4.8
Bilingual	120	91	-24.2	469	613	30.7	3.9	6.7
Other	14	17	21.4	413	55	-86.7	29.5	3.2
LNR	50	84	68.0	422	281	-33.4	8.4	3.3

*The majority of this decrease is due to one organisation's activity
Base= 42 organisations 2015/16 and 44 organisations in 2016/17

Events

781

events that were held by Arts Portfolio Wales in 2016/17 were specifically targeted at artists or arts organisations rather than at the general public.



This represents a decrease of

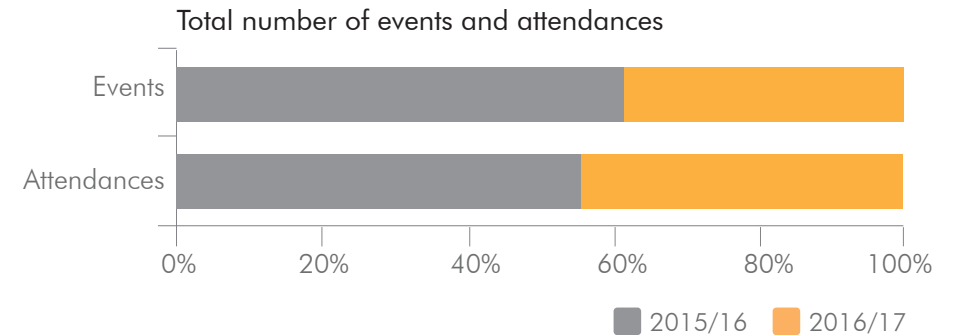
-41.8%

from 2015/16.

These events included conferences, membership meetings, seminars or trade forums.

Attendances to these events also decreased from 40,817 to 35,937 in 2016/17 (-12%). With attendances not falling as steeply as events in 2016/17, the average attendance has gone up by 15.6 artists and arts organisations per event.

Overall decreases in events and attendances is also reflected in the language breakdown for 2016/17, with decreases across the board.



	Events			Attendances			Average attendance per session	
	2015/16	2016/17	% Change	2015/16	2016/17	% Change	2015/16	2016/17
Total	1,341	781	-41.8	40,817	35,937	-12.0	30.4	46.0
English	1,167	682	-41.6	32,703	29,320	-10.3	28.0	43.0
Welsh	125	77	-38.4	6,394	5,195	-18.8	51.2	67.5
Bilingual	48	22	-54.2	1,710	1,422	-16.8	35.6	64.6
Other	0	0	0.0	0	0	0.0	0.0	0.0
LNR	1	0	-100.0	10	0	-100.0	10.0	0.0

Base = 42 organisations 2015/16 and 44 organisations in 2016/17

Website Visits

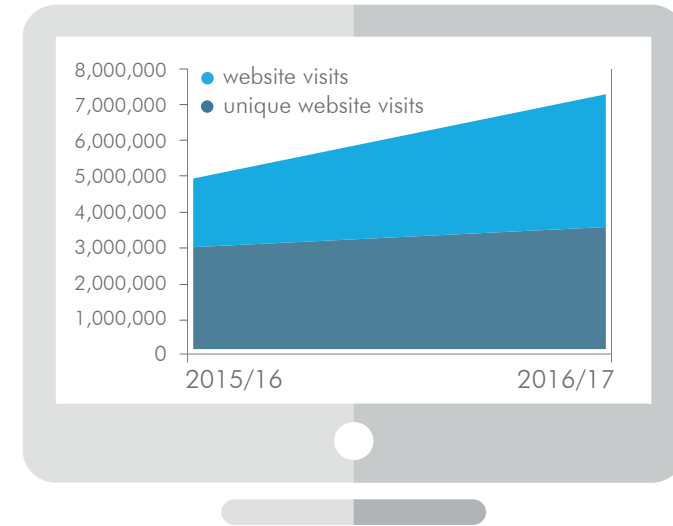
The number of visits to Arts Portfolio Wales organisations' websites rose by

48.5%
to over
7.3million
in 2016/17.

The number of unique visitors to APWs' websites also rose, but not as sharply (14.6%)



Number of visits to Arts Portfolio Wales organisations' websites



	Website Visits		
	2015/16	2016/17	% Change
Website Visits	4,953,198	7,356,859	48.5
Unique Website Visits	3,096,310	3,549,774	14.6

Base = 42 organisations 2015/16 and 44 organisations in 2016/17

A total of 2,887 hours of advice were given to tenants by APWs in 2016/17, which was 2,240 more hours than the previous year.

Tenants

The 44 Arts Portfolio Wales organisations that responded to this survey section had a total of

162

tenants in 2016/17; an increase of

28

since last year.

Tenants are professional organisations or individuals working in artistic, cultural or media industries housed within APWs' venues. The number of people employed by tenant organisations also increased in 2016/17 by 17.3%.

On average there were

8

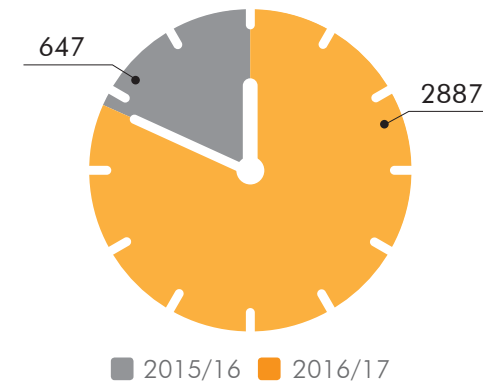
employees to every tenant in 2016/17.

	Tenants		
	2015/16	2016/17	% Change
Number of Tenants	134	162	20.9
Number Employed by Tenant Organisations	1,099	1,289	17.3
Total Hours Advice given to Tenants	647	2,887	346.2

Base = 42 organisations 2015/16 and 44 organisations in 2016/17

The total number of hours of advice given by Arts Portfolio Wales organisations to their tenants has increased considerably since 2015/16.

Total Hours Advice given to Tenants



A total of

2,887

hours of advice were given to tenants by APWs in 2016/17, which was

2,240

more hours than the previous year.

Residencies

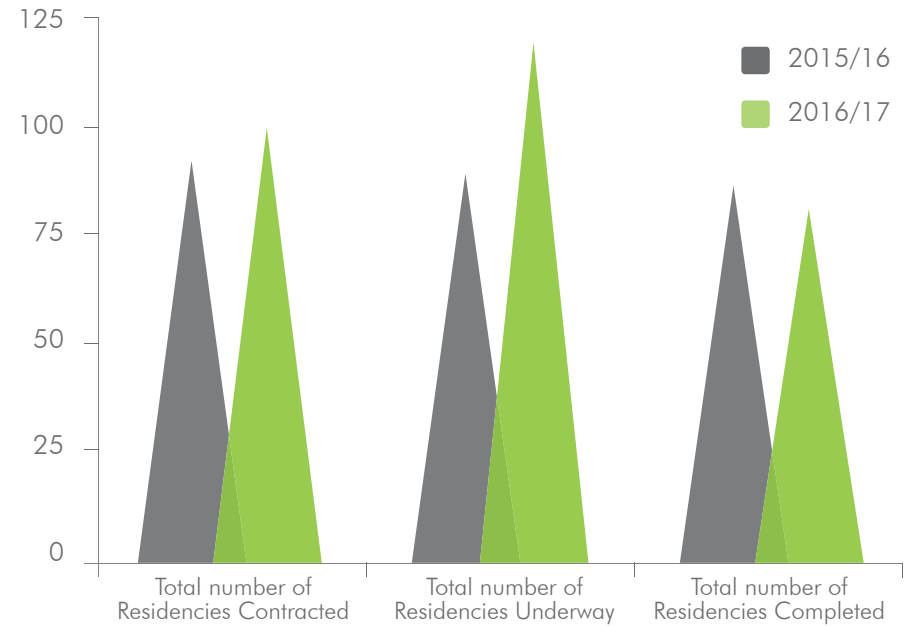
The number of residencies contracted this year increased by **8.7%** compared to 2015/16.



The number of residencies underway also increased, by **31** residencies, representing an upshift of **34.4%** compared to last year.

A smaller number of residencies were completed this year compared to last year; a total of **81** in 2016/17.

Residencies for 2015/16 and 2016/17



	Residencies		
	2015/16	2016/17	% Change
Residencies Contracted	92	100	8.7
Residencies Underway	90	121	34.4
Residencies Completed	88	81	-8.0

Base = 42 organisations 2015/16 and 44 organisations in 2016/17

Training sessions for disabled artists and arts organisations that work with disabled people have gone up substantially since 2015/16, from 9 to 96. The number of attendances to these sessions has more than tripled.

Training sessions or workshops for artists/arts organisations targeted at those in the Protected Characteristics Groups

The Equality Act 2010 means that the Arts Council of Wales has a legal responsibility to ensure that anyone working as an employee for, or using a service provided by, an arts organisation in receipt of our funding is treated fairly. The protected characteristics include: disability, gender, gender re-assignment, pregnancy and maternity, race, religion or belief, sexual orientation, age. We target the over 50s and children and young people within the 'age' component of protected characteristics.

In total
910

training sessions or workshops were run for artists or arts organisations within the protected characteristics groups, receiving

2,749
attendances.

These training sessions made up 14% of all training sessions organised for artists and arts organisations, compared to 28.7% in the previous year.

Artists or arts organisations within the children and young people category had the highest proportion of this work,

87.6%

of all targeted sessions and

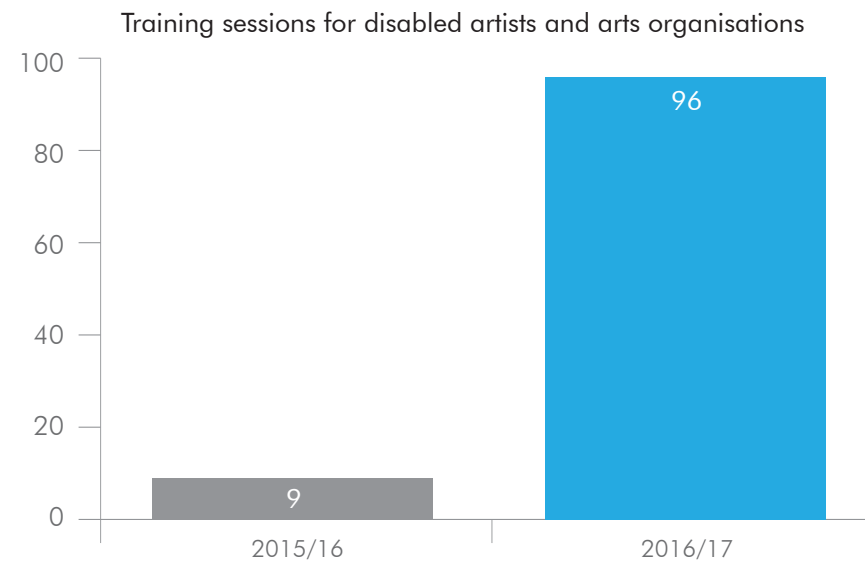
77.9%

of all targeted attendances.

However, the number of training sessions for this group has reduced by -62.1% since the previous year; the number of attendances to these sessions has also reduced by -46.2%.



Networking event at Walls:Muriau, Disability Arts Cymru
(image: Dave Dagers)



Training sessions for disabled artists and arts organisations that work with disabled people have gone up substantially since 2015/16, from 9 to 96. The number of attendances to these sessions has more than tripled.

	Training Events		Attendances		% Change	
	2015/16	2016/17	2015/16	2016/17	Events	Attendances
Disabled People	9	96	134	460	966.7	243.3
As % of targeted activity	0.4	10.5	3.2	16.7		
Black & Minority Ethnic groups	0	2	0	20	0.0	0.0
As % of targeted activity	0.0	0.2	0.0	0.7		
Children and young people	2,105	797	3,982	2142	-62.1	-46.2
As % of targeted activity	99.4	87.6	95.4	77.9		
Older people (50+)	4	3	56	31	-25.0	-44.6
As % of targeted activity	0.2	0.3	1.3	1.1		
Lesbian, Gay or Bi-sexual people	0	9	0	64	0.0	0.0
As % of targeted activity	0.0	1.0	0.0	2.3		
Pregnant women and new mothers	0	2	0	17	0.0	0.0
As % of targeted activity	0.0	0.2	0.0	0.6		
People with specific religious beliefs or other purposes connected to religion	0	0	0	0	0.0	0.0
As % of targeted activity	0.0	0.0	0.0	0.0		
Transgender people who have undergone or are undergoing gender re-assignment	0	1	0	15	0.0	0.0
As % of targeted activity	0.0	0.1	0.0	0.5		
Total training/workshops artists/arts organisations in protected characteristics groups	2,118	910	4,172	2,749	-57.0	-34.1
Training/workshops for artists/arts organisations as % of all training sessions	28.7	14.0	28.8	18.8		

Base = 42 organisations 2015/16 and 44 organisations in 2016/17